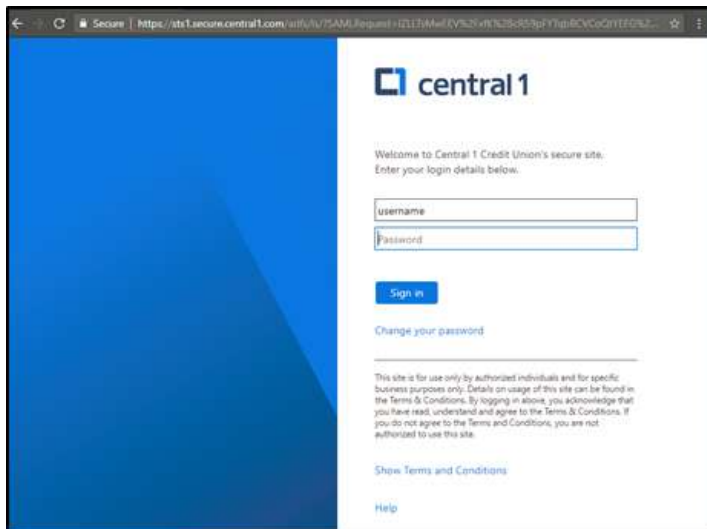


Soft Token Access to *PaymentStream*™ AFT

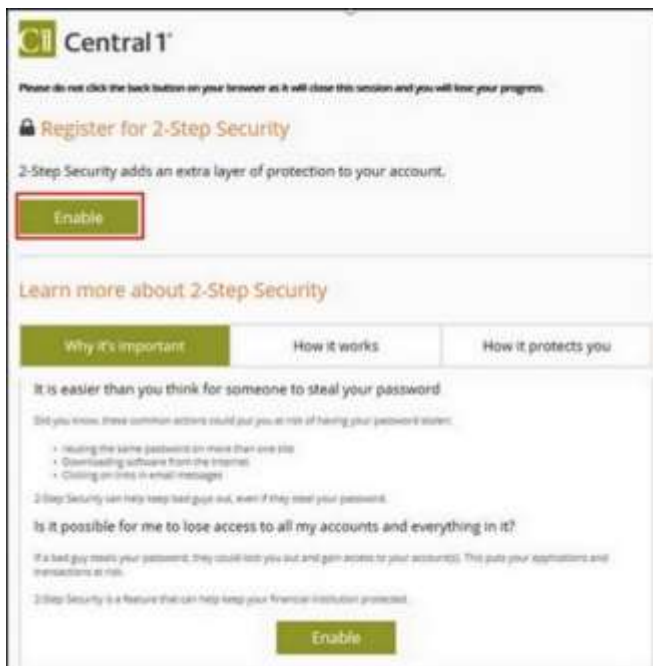
Instructions

An AFT user proceeds as follows to log in to *PaymentStream* AFT with a soft token for the first time: Go to <https://www.kscu.com/aft>. Bookmark **only** this URL. If you bookmark URLs after you've authenticated you will receive an error message the next time you log in.

- Enter your user ID and temporary password. The system will prompt you to change your password. The password must
 - be a minimum of 8 characters;
 - contain at least 1 upper and lower-case character;
 - contain at least 1 non-alphanumeric character;
 - contain at least 1 numeric character;
 - be different from the last 24 passwords usedExample: **Trytguess123!**



- Select **Enable** on the Register for 2-Step Security page.

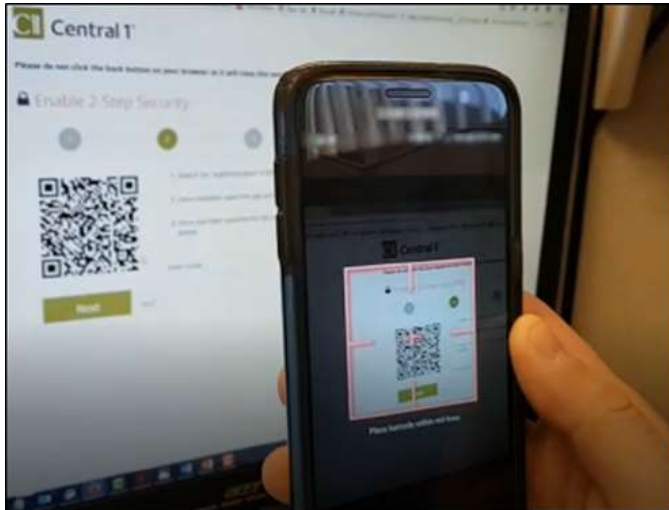


Soft Token Access to *PaymentStream*[™] AFT

- Ensure that the Google Authenticator mobile app is installed on the mobile device. After the app is installed, select **Next** on the Enable 2-Step Security page.



- Open the Google Authenticator app on your mobile device and allow the application to access your camera.
- Use the camera on your mobile device to scan the QR code shown on the left side of the screen.



- Enter the 6-digit code that is displayed in the app in the Enter Code field on the Enable 2-Step Security page. Enter the code without spaces. Select **Next**.



- Select **Done** on the confirmation page.